

Table of Contents

General Information

Alignment with Common Core State Standards	2
Sample questions from the program.....	3-4
How the program works	5

Technical Information and Program Installation


Minimum system requirements	6
Software installation local	6

Common Core State Standards for Literacy in History/Social Studies, Science and Technical Subjects


Each of the following anchor standards for reading which is aligned with Careers 2 Trivia Challenge has been marked with a **red arrow**. On pages 3 and 4 you will find sample questions used in the program to exemplify how the content aligns with the anchor standards.

College and Career Readiness Anchor Standards for Reading


Key Ideas and Details

-  1. Read closely to determine what the text says explicitly and to make logical inferences from it; cite specific textual evidence when writing or speaking to support conclusions drawn from the text.
- 2. Determine central ideas or themes of a text and analyze their development; summarize the key supporting details and ideas.
- 3. Analyze how and why individuals, events, or ideas develop and interact over the course of a text.


Craft and Structure

-  4. Interpret words and phrases as they are used in a text, including determining technical, connotative, and figurative meanings, and analyze how specific word choices shape meaning or tone.
- 5. Analyze the structure of texts, including how specific sentences, paragraphs, and larger portions of the text (e.g., a section, chapter, scene, or stanza) relate to each other and the whole.
- 6. Assess how point of view or purpose shapes the content and style of a text.

Integration of Knowledge and Ideas

- 7. Integrate and evaluate content presented in diverse formats and media, including visually and quantitatively, as well as in words.
-  8. Delineate and evaluate the argument and specific claims in a text, including the validity of the reasoning as well as the relevance and sufficiency of the evidence.
- 9. Analyze how two or more texts address similar themes or topics in order to build knowledge or to compare the approaches the authors take.

Range of Reading and Level of Text Complexity

-  10. Read and comprehend complex literary and informational texts independently and proficiently.

Category 1: Success At Work

- "I have a headache and don't feel like coming to work" is a good excuse for missing work.
- Your first conversations with new coworkers should be personal so you can show interest in getting to know them.
- You should never give your opinion to your boss if you're not in agreement.
- Work is not the place for personal fashion statements.
- A good tactic to use when asking for a raise is to explain your accomplishments.
- Collaboration is one way of improving your productivity at work.
- When writing down your day's work goals, they should be as general as possible.
- "I forgot my work schedule" is a good excuse for being late for work.

Category 2: Job Skills

- A bachelor's degree is the minimum educational requirement for most jobs in journalism.
- A high school diploma is the minimum educational requirement for most auto mechanics.
- By definition, blue collar jobs are all physically demanding.
- Which skill would be of least importance to a policeman? English Skills, Interpersonal Skills, Leadership Skills, Artistic Skills
- Which skill would be of least importance to a fashion buyer? Interpersonal Skills, English Skills, Science Skills, Math Skills
- Which skill would be of least importance to a pilot? Science Skills, Interpersonal Skills, Computer Skills, Math Skills
- Which skill would be of least importance to an architect? Creative Skills, Science Skills, Interpersonal Skills, Math Skills
- Which of the following jobs is considered the least physically demanding? Fashion Model, Roofer, Actor, Singer

Category 3: What You'll Make

- What is currently the average income of a drafter? \$20K-\$29K, \$30K-\$39K, \$40K-\$49K, \$50K-\$59K
- What is currently the average income of a construction worker? \$20K-\$29K, \$30K-\$39K, \$40K-\$49K, \$50K-\$59K
- What is currently the average income of a software engineer? \$40K-\$49K, \$50K-\$59K, \$60K-\$69K, \$70K-\$79K
- What is currently the average income of a psychiatrist? \$130K-\$139K, \$140K-\$149K, \$150K-\$159K, \$160K-\$169K
- What is currently the average income of a political scientist? \$20K-\$29K, \$30K-\$39K, \$40K-\$49K, \$50K-\$59K
- What is currently the average income of a carpet installer? Under \$20K, \$20K-\$29K, \$30K-\$39K, \$40K-\$49K
- What is currently the average income of a paralegal? Under \$20K, \$20K-\$29K, \$30K-\$39K, \$40K-\$49K
- What is currently the average income of a carpenter? \$30K-\$39K, \$40K-\$49K, \$50K-\$59K, \$60K-\$69K

Category 4: Payday

- Your net pay is your taxable income.
- Gross pay minus deductions equals net pay.
- Cafeteria Plans refer to a variety of compensation choices for employees to select from.
- Base pay would not include overtime or bonuses.
- No matter where you work, state income tax will be deducted from your paycheck.
- There is a direct relationship between education and earnings.
- Wages for the same type of work vary only slightly from region to region.
- Your pay can include more than just your salary or wages.

Category 5: What Did You Say?

- The term 'The Old Man' refers to your coworker with the most seniority.
- The slang term 'Yes Man' refers to an employee who always accepts any work assignment.
- The slang term 'Brown Bag' refers to a lunch brought to the office from home.
- A 'Team Player' is a person who refuses to make a decision himself for fear of being wrong.
- The term 'Golden Parachute' refers to severance pay for executives.
- A 'Rainmaker' is a negative person at work who hurts morale.
- Number cruncher and bean counter are slang for accountants.
- Graveyard shift is slang for the late shift.

How The Program Works

The object of Careers 2 Trivia Challenge is to win as much money as possible by correctly answering questions in the five categories on the Big Board. These include:

- Success At Work
- Job Skills
- What You'll Make
- Payday
- What Did You Say?

Careers 2 Trivia Challenge includes 3 rounds of 30 questions each. The dollar value of the questions doubles in each round.

To begin Round 1, the student selects a dollar value from any of the five categories. A multiple choice or true/false question will be displayed. After reading the question, the student will select an answer.

If the answer is correct, the student's score will increase by the dollar value of the question. If the answer is incorrect, the student's score will decrease by that dollar value.

When all 30 questions have been selected and answered, the student can move on to the second round.

Viewing and Printing Their Scores

Students can view and/or print their scores at any time by choosing **Summary** from the menu bar.

Saving and Loading Their Work

Save will allow students to save their work and return to the same place in the program at a later time.

1. Choose **Save** from the **File** menu.
2. Give a name to the file they want to save.
3. Select the location where they want to save their work.
4. Click **Save**.

Load will allow students to open their saved work and continue the program.

1. Choose **Load** from the **File** menu.
2. Open their saved file.

Minimum System Requirements

Microsoft Windows XP / Vista / Windows 7

Mac OS X 10.6 or higher

Monitor

A Color Monitor with minimum resolution of 1024 x 768 is required.

Sound Capability

The sound is optional and may be turned off by clicking on the Audio Icon located on the Menu Bar.

Software Installation: Local

Windows Installation:

To install the program on your hard drive:

1. Place the program CD in your CD-ROM drive.
2. Click on the Start button. Click on Run. The Run dialog box will appear.
3. In the command line type d:\setup.air (where d is the letter that identifies your CD drive). Click on OK or press ENTER.
4. A dialog box will appear. Click on the "Install" button. The setup program will begin to run; follow the on screen prompts.
5. Run the program from the icon placed on your Desktop.

Macintosh Installation:

To install the program on your hard drive:

1. Place the program CD in your CD-ROM drive
2. Double Click the Setup.dmg file on the CD
3. Run the program installer from the mounted DMG disk.
4. A dialog box will appear. Click on the "Install" button. The setup program will begin to run; follow the on screen prompts.
5. The program icon will be added to your "Applications" folder.

For technical support email techsupport@cwpub.com